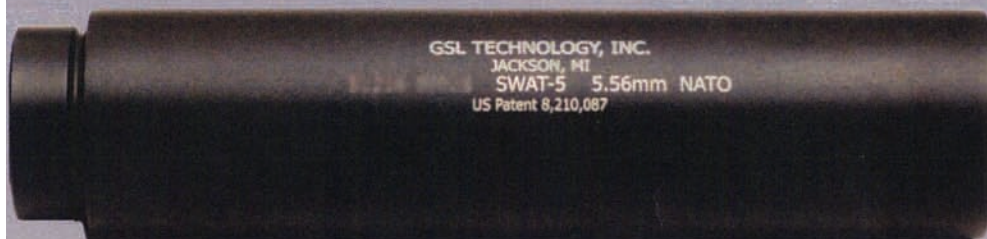
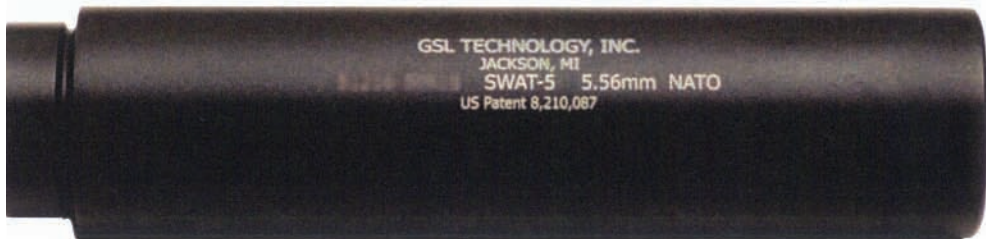




SWAT-5
5.56mm NATO
PROUDLY MADE IN THE U.S.A. 



GSL TECHNOLOGY, INC.
JACKSON, MI
SWAT-5 5.56mm NATO
US Patent 8,210,087



SWAT-5

GSL's new **SWAT-5** suppressor for 5.56mm NATO comes with a built-in suppressor retention system to keep the can from backing off during operation.

Packing Includes the following:

- (1) 5.56mm Suppressor

SWAT-5:

Caliber: 5.56mm NATO

Sound Reduction: 30 dB

Length: 6.3"

Diameter: 1.50"

Weight: 13 oz.

Materials: Titanium/Inconel

Finish: High Temperature Cerakote

Mount: 1/2 - 28 Thread

***For Barrels:**

10.25" minimum length 5.56x45/.223

"Export of this sound suppressor and/or sound suppressor manual is strictly prohibited without a valid export license issued by the United States Department of State, Office of Trade Controls, prohibited in the International Trade in Arms Regulation (ITAR), Title 22, CFR, Parts 120-130."



WARNING!

Read the Operation and maintenance manual in its entirety before using suppressor. Failure to follow installation and maintenance instructions detailed in this manual can result in potential for serious injury to the user and damage to the weapon.



Verify Firearm is Unloaded

Visually and physically confirm your firearm is unloaded before attempting or performing any of the procedures in this manual. Failure to ensure the firearm is unloaded could result in unintentional discharge, causing injury or death.



BURN WARNING: Allow suppressor to cool to ambient temperature before removal and/or service. The outside surface temperature of this suppressor may exceed 40 C/104 F. Therefore protective gloves should be worn at all times in attaching or detaching the suppressor. Failure to do so may result in severe burns to hands and any other unprotected skin surface.



Pinch Warning: Could be customized to the multi cal (as to changing out) but in attaching or detaching the can for all cans. "The point of attachment and detachment is a pinch point and caution should be taken, including wearing protective gloves, to avoid severe injury at this pinch point.



Muzzle Warning: The muzzle of the firearm is different when a suppressor is attached. However, this is still the point where the projectile exits the weapon system and the muzzle should not cover of sweep any area the user is not will to shoot and kill.



Sonic Crack Warning: This suppressor will not protect end-users and those in close proximity from hearing damage when, and if, the projectile crosses the sound barrier. Thus, proper hearing (and eye protection) should be worn at all times.

Installing Suppressor on Barrel

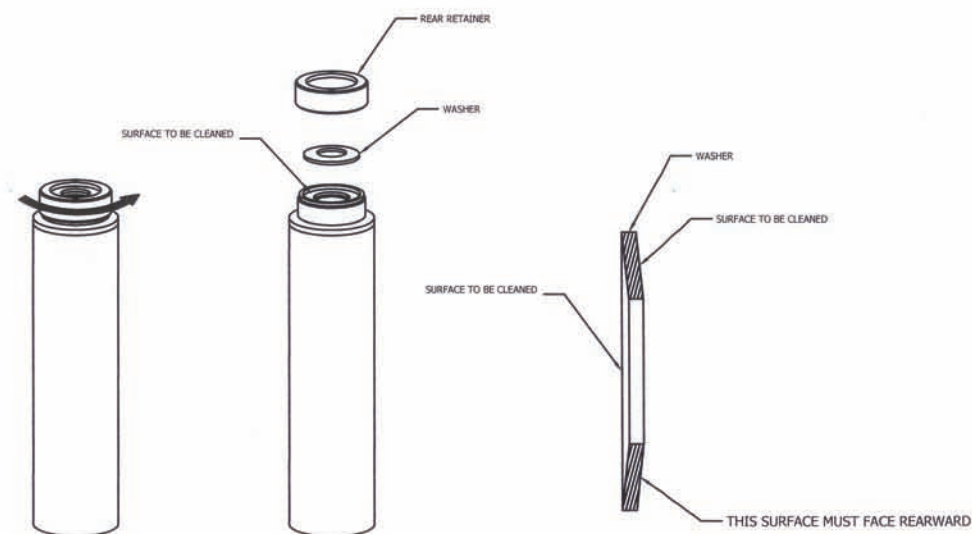
Make sure to check the bore of the suppressor to confirm that it is free of obstructions.

Note: The patented (patent number 8,210,087) Belleville spring washer system on the suppressor creates a pressure on the threads that will maintain the suppressors position on the weapon without unscrewing.

To Install: Screw the suppressor onto the threads until the spring pressure is felt. Then slowly tighten the unit until you feel it bottom out. The suppressor is now properly seated.

Maintenance of the Thread Retaining System

1. Unscrew the rear retainer from the suppressor
2. Remove Belleville spring washer
3. Clean face of the rear mount
4. Clean both faces of the Belleville spring washer
5. Install Belleville spring washer (Note: Be careful to have center dished section facing rear ward – this is critical!)
6. Screw rear retainer back on suppressor
7. Belleville spring washer is designed to free float and movement is not cause for concern



Warranty Information

Unconditional Lifetime Warranty. If for any reason you have an issue with a GSL Technology product, we will repair or replace it free of charge. Warranty does not apply if product is altered in anyway.

Damaged Suppressor: This or any suppressor may not properly operate and create significant risk of injury or death if damaged or obstructed. Any and all such damage should be reported to an Armor familiar with this suppressor and the weapon system or it should be returned with the RA to GSL Technology, Inc. For more information, contact GSL Technology, Inc. at: warranty@gsltechnology.com.

Manufacturer's Disclaimer

GSL Technology, Inc. manufactures all suppressors the highest quality and technical standards in the industry. However, improper usage by any end-user by this product may result in serious injury to the user or third parties. Therefore, it the user's responsibility to understand this product and the weapon system used therewith. If you do not understand the instructions in this manual, please contact GSL Technology for further clarification at <http://www.gsltechnology.com>. GSL Technology, Inc. shall have no liability for incidental or consequential damages and under no circumstances be liable for personal injury, death, property damage, environmental damage or economic losses of any type caused by the misuse use of this product or negligence on the part of the user. To the extent allowed by law, all liability from act or omission from improper usage of this suppressor is disclaimed. The warranty and disclaimer in this manual for the suppressor is subject to all laws which may limit these terms. To the extent allowed by law, the purchase of this product places an affirmative duty on any distributor, retailer or user to transmit this manual with the suppressor.

For the latest, most complete version of this manual, please visit:
<http://www.gsltechnology.com>

Service Log

Date:

Notes:

Date:

Notes:

Date:

Notes:

Date:

Notes:

Date:

Notes:

Date:

Notes:

Date:

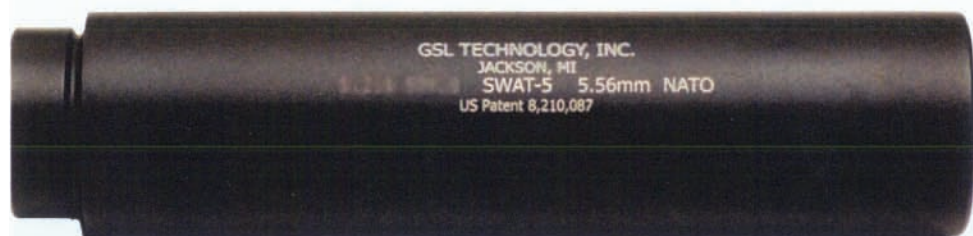
Notes:

Date:

Notes

Date:

Notes



Jackson, Michigan
(517) 780-9090

PROUDLY MADE IN THE U.S.A. 

This sound suppressor manual contains technical data controlled under the International Traffic in Arms Regulations (ITAR). Export and/or release of technical data to foreign persons, entities, or governments, requires prior authorization from the United States Department of State. Title 22, CFR, Parts 120-130.